

ISSN : 2301-6590



Proceedings ICETD 2012

The First International Conference in
Engineering and Technology Development



Universitas Bandar Lampung
20 - 21, June 2012
Lampung, Indonesia



PREFACE

The activities of the International Conference is in line and very appropriate with the vision and mission of the UBL to promote training and education as well as research in these areas.

On behalf of the First International Conference of Engineering and Technology Development (ICETD 2012) organizing committee; we are very pleased with the very good responses especially from the keynote speakers and from the participants. It is noteworthy to point out that about 45 technical papers were received for this conference

The participants of conference come from many well known universities, among others: Universitas Bandar Lampung, International Islamic University Malaysia, University Malaysia Trengganu, Nanyang Technological University, Curtin University of Technology Australia, University Putra Malaysia, Jamal Mohamed College India, ITB, Mercu Buana University, National University Malaysia, Surya Institute Jakarta, Diponegoro University, Unila, Universitas Malahayati, University Pelita Harapan, STIMIK Kristen Newmann, BPPT Lampung, Nurtanio University Bandung, STIMIK Tarakanita, University Sultan Ageng Tirtayasa, and Pelita Bangsa.

I would like to express my deepest gratitude to the International Advisory Board members, sponsors and also welcome to all keynote speakers and all participants. I am also grateful to all organizing committee and all of the reviewers which contribute to the high standard of the conference. Also I would like to express my deepest gratitude to the Rector which give us endless support to these activities, such that the conference can be administrated on time.

Bandar Lampung, 20 Juni 2012

Mustofa Usman, Ph.D
ICETD Chairman

PROCEEDINGS
The First International Conference in
Engineering and Technology Development
(ICETD 2012)

UNIVERSITAS BANDAR LAMPUNG
Bandar Lampung, Indonesia
June, 20-21 2012

Sterring Commite

Chairman

Mustofa Usman

Co-Chairman

Marzuki

Technical Committee

Ahmad Cucus

Agus Sukoco

Dina Ika Wahyuningsih

Treasure

Maria Shusanti Febrianti

Committee Member

Indyah Kumoro

Fritz Akhmad Nuzir

Baginda Simaimban

Berry Salatar

Harpain

Yuthsi Aprilinda

Usman Rizal

Andala Rama P. Barusman

Yanuar Dwi Prasetyo

International Advisory Board

Ahmad F. Ismail, Malaysia

Hon Wei Leong, Singapore

Mustofa Usman, Indonesia

Imad Khamis, USA

Moses L. Singih, Indonesia

Y. M. Barusman, Indonesia

Andreas Dress, Germany

Rozlan Alias, Malaysia

Faiz A.M. Elfaki, Malaysia

Rudi Irawan, Indonesia

Warsono, Indonesia

Gusri Ibrahim, Indonesia

Raihan Othman, Malaysia

Jamal I Daoud, Malaysia

Zeng Bing Zen, China

Riza Muhida, Indonesia

Tjin Swee Chuan, Singapore

Heri Riyanto, Indonesia

Khomsahrial R, Indonesia

Agus Wahyudi, Indonesia

Rony Purba, Indonesia

Lilies Widodojoko, Indonesia

Alex Tribuana S, Indonesia

Organizing Committee

Chair Person

Prof. DR. Khomsahrial Romli, M.Si

Vice Chair Person

Drs. Harpain, M.A.T., M.M

Secretary

Fritz Akhmad Nuzir, S.T., M.A
Ahmad Cucus, S.Kom., M.Kom

Treasure

Dian Agustina, S.E

Special Events

DR. Zulfi Diane Zaini, SH., MH
DR. Baginda Simaibang, M.Ed
Zainab Ompu Jainah, SH., MH
DR. Alex Tribuana S., ST., MM
Erlangga, S.Kom

Recepcionist

Berry Salatar, A.Md
Yanuar Dwi Prasetyo, S.Pd.I., M.A
Siti Rahma Wati, S.E
Ardiansyah, ST., MT
Sofie Islamia Ishar, S.T., M.T
Taqwan Thamrin, S.T., M.Sc

Transportation and Acomodation

Irawati, SE
Usman Rizal, S.T., MMSi
Hendri Dunan, S.E., M.M
Rifandi Ritonga, S.H
Desi Puspita Sari, S.E
Roby Yuli Endra, S.Kom
Tanto Lailam, S.H
Ilyas Sadad, S.T., M.T

Publication and Documentation

Ir. Indriati Agustina Gultom, M.M
Monica Mutiara Tinambunan, S.I.Kom., M.I.Kom
Noning Verawati, S.Sos
Hesti, S.H
Rifandi Ritonga, SH

Olivia Tjioener, S.E., M.M
Violita, S.I.Kom

Cosumption

Dra. Yulfriwini, M.T
Dra. Agustuti Handayani, M.M
Susilowati, ST., MT
Wiwin Susanty, S.Kom
Reni Nursyanti, S.Kom
DR.Dra. Ida Farida, M.Si

Facility and Decoration

Zainal Abidin, SE
Ahyar Saleh, SE
Eko Suhardiyanto
Dina Ika Wahyuningsih, A.Md
Wagino
Sugimin

Table Of Content

Organizing Committee.....	i
Table Of Content.....	v
Keynote Speaker	
1. Zinc-Air Battery – Powering Electric Vehicles to Smart Active Labels Dr. Raihan Othman	1
2. Enhancing Heat Transfer Using Nanofluids(abstract) Prof. Ahmad Faris Ismail	6
3. Rapid Prototyping and Evaluation for Green Manufacturing RizaMuhida, Ph.D	7
4. Indonesia’s Challenge to Combat Climate Change Using Clean Energy Rudi Irawan, Ph.D	12
5. Paraboloid-Ellipsoid Programming Problem Prof.Dr. Ismail Bin Mohd	15
6. Model Development of Children Under Mortality Rate With Group Method of Data Handling Dr. IingLukman	27
7. The Modified CW1 Algorithm For The Degree Restricted Minimum Spanning Tree Problem Wamiliana, Ph.D	36
8. The Fibre Optic Sensor in Biomedical Engineering and Biophotonics Prof. TjinSweeChuan	
Speaker	
1. Web-Based Service Optimization with JSON-RPC Platform in Java and PHP WachyuHari Haji	1
2. Trouble Ticketing System Based Standard ISO10002: 2004 To Improve Handling of Complaints Responsibility Ahmad Cucus, Marzuki, AgusSukoco, Maria ShusantiFebrianti, Huda Budi Pamungkas	6
3. Design of Warehouse Management Application Tool for Controlling The Supply Chain Anita Ratnasari, Edi Kartawijaya	10
4. Development Of Decision Related Engine Using Integration Of Genetic Algorithm And Text Mining EvianaTjaturPutri, Mardalena, Asmah	15
5. Implementing CBR on The College Rankings Based on Webometrics with EPSBED’s Data and Webometrics Knowledge	

	Marzuki , Maria Shusanti F, Ahmad Cucus , AgusSukoco	19
6.	Paypal Analysis as e-Payment in The e-Business Development Nomi Br Sinulingga	24
7.	Decision Support System for Determination of Employees Using Fuzzy Decision Tree Sinawaty#1, YusniAmaliah	28
8.	Analysis of Factors Influencing Consumer Behavior Bring Their Own Shopping Bag (Case Study Kecamatan Tembalang) Aries Susanty, DyahIkaRinawati, FairuzZakiah	33
9.	The Use of Edge Coloring Concept for Solving The Time Schedule Problem at Senior High School (Case Study at SMAN 9 Bandarlampung) RahmanIndraKesuma, Wamiliana, MachudorYusman	41
10.	Analysis Of Web-Education Based on ISO / IEC 9126-4 For The Measurement Of Quality Of Use Marzuki, AgusSukoco, Ahmad Cucus, Maria ShusantiFebrianti, Lisa Devilia	46
11.	The Used of Video Tracking for Developing a Simple Virtual Boxing David HabsaraHareva, Martin	55
12.	M-Government as Solutions for E-Government problems in Indonesia Ahmad Cucus, Marzuki, AgusSukoco, Maria ShusantiFebrianti	60
13.	Open Source ERP for SME Tristiyanto	65
14.	Improvement in Performance of WLAN 802.11e Using Genetic Fuzzy Admission Control SetiyoBudiyanto	70
15.	Cloud Computing: Current and Future TaqwanThamrin, Marzuki, Reni Nursyanti, Andala Rama Putra	75
16.	Implementing Information Technology, Information System And Its Application In Making The Blue Print for The One Stop Permission Services Sri AgustinaRumapea, HumuntalRumapea	80
17.	Integration System Of Web Based And SMS Gateway For Information System Of Tracer Study EndykNoviyantono, Aidil	86
18.	Fuzzy Logic Applied To Intelligent Traffic Light EndykNoviyantono, Muhammad	93
19.	Solving and Modeling Ken-ken Puzzleby Using Hybrid Genetics Algorithm Olivia Johanna, Samuel Lukas, Kie Van IvankySaputra	98
20.	GIS Habitat Based Models Spatial Analysis to Determine The Suitability Of Habitat For Elephants AgusSukoco	103

21. The Course Management System Workflow-Oriented to Control Admission and Academic Process Usman Rizal, YuthsiAprilinda	108
22. Fuzzy Graphs With Equal Fuzzy Domination And Independent Domination Numbers A.Nagoorgani, P. Vijayalakshmi	115
23. Solving Pixel Puzzle Using Rule-Based Techniques and Best First Search Dina Stefani, Arnold Aribowo, Kie Van IvankySaputra, Samuel Lukas	118
24. Capacity Needs for Public Safety Communication Use 700 MHz as Common Frequencyin Greater Jakarta Area SetiyoBudiyanto	125
25. Impact of Implementation Information Technology on Accounting Sarjito Surya	132
26. Document Management System Based on Paperless WiwinSusanty, TaqwanThamrin, Erlangga, Ahmad Cucus	135
27. Traceability Part For Meter A14C5 In PT Mecoindo Of The Measurement Of Quality Of Use Suratman, WahyuHadiKristanto, AsepSuprianto, MuhamadFatchan, DendyPramudito	139
28. Designing and Planning Tourism Park with Environment and Quality Vision and Information Technology-Based(Case Study: Natural Tourism Park Raman Dam) Fritz A. Nuzir, AgusSukoco, Alex T	149
29. Smart House Development Based On Microcontroller AVR-ATMEGA328 Haryansyah, Fitriansyah Ahmad, Hadriansa	157
30. Analyze The Characteristic of Rainfall and Intensity Duration Frequency (IDF) Curve at Lampung Province Susilowati	161
31. The Research of Four Sugarcane Variety (<i>Saccharum officinarum</i>) as The Raw Materials of Bioethanol Production in Negara Bumi Ilir Lampung M.C.Tri Atmodjo, Agus Eko T, Sigit Setiadi, Nurul Rusdi, Ngatinem JP, Rina, Melina, Agus Himawan	174
32. Design an Inverter for Residential Wind Generator Riza Muhida, Afzeri Tamsir, Rudi Irawan, Ahmad Firdaus A. Zaidi	177
33. The Research of Two Sugarcane Variety (<i>Saccharum officinarum</i>) as The Raw Materials of Bioethanol Production in Negara Bumi Ilir - Lampung M.C. Tri Atmodjo, Agus Eko T., Sigit Setiadi, Nurul Rusdi, Ngatinem JP, Rina, Melina, Agus H.	182
34. Design of Plate Cutting Machine For Cane Cutter (<i>Saccharum Oficinarum</i>) Use Asetilin Gas M,C, Tri Atmodjo , Tumpal O.R, Sigit D.Puspito	186

35.	Behaviour of Sandwiched Concrete Beam under Flexural Loading Firdaus, Rosidawani	191
36.	Diesel Particulate Matter Distribution of DI Diesel Engine Using Tire Disposal Fuel Agung Sudrajad	196
37.	Microstructure Alterations of Ti-6Al-4V ELI during Turning by Using Tungsten Carbide Inserts under Dry Cutting Condition Ibrahim, G.A. Arinal, H, Zulhanif, Haron, C.H.C	200
38.	Validation Study of Simplified Soil Mechanics Method Design with Kentledge Pile Loading Test of Bored Pile Lilies Widodojoko	204
39.	Performance Assessment Tool for Transportation Infrastructure and Urban Development for Tourism Diana Lisa	211
40.	Earthquake Resistant House Building Structure Ardiansyah	221

The Used of Video Tracking for Developing a Simple Virtual Boxing

David HabsaraHareva^{#1}, Martin^{#2}

^{#1,2}*Informatics Department, Computer Sciences Faculty, PelitaHarapan University*

Jl. M.H. Thamrin Boulevard Tangerang, 15811 Banten, Indonesia

¹david.hareva@uph.edu

Abstract— Now, video tracking is a feature that used a lot in computer gaming. This feature makes games more interesting because it offers direct interaction between the player and computer while in the same time player can exercise his/her body and eye coordination. For this reason, implementing video tracking in virtual boxing is a challenging task. Compared to the standard computer game controllers, controlling game using video tracking is more appealing and attractive. The aimed is to explore the used of video tracking at developing a simple virtual boxing. In this study the used method for detecting object such punch types was a Mean-shift method. This detection was done based on the moving area of the object's surfaces, thus this information could be used to differentiate punches type, which is classified as Jab, Hook, and Uppercut. The making of Virtual Boxing comprises of video tracking development and gaming design. This development of virtual boxing involves a number of configurations such as webcam configuration, color tolerance setting in the detector, and tolerance of the color detection. Every video tracking modification and gaming design is evaluated thoroughly. All of configuration was evaluated to ensure that this virtual boxing meet the initial expectation. The result shows that the punch detection reading in using library color tracking using Mean-shift in a boxing game is good enough, but wasn't perfect yet. The Mean-shift method needs to be combined with other method in order to detect punches perfectly.

Keywords—Gesture, Mean-shift, virtual game, video tracking, webcam

I. INTRODUCTION

Video tracking has been involved in research area of video processing and analysis. Video tracking is an activity to find position of a single motion or multiple objects over time on a video camera [1,2]. It is used for several applications including human computer interaction, security [3,4,5] and surveillance [6], tele-video conference, augmented reality [7], traffic control, medical imaging, smart room [8], compressed video [9], and virtual games.

The peripheral devices like a mouse, a keyboard, a joystick, light pen, track ball, keypad, are used for interaction between human and computer machine, even though that those devices have attributes of unnaturalness and limitable response. Now days, video tracking is the most challenging way to get in touch with electronic or machine devices. It has been showed by

[10], video tracking improves creativities of input technique and offering more features and capabilities than traditional devices. Obviously, this innovation has opportunities to support an important component of natural language processing, that is gesture approach. As a method of computer system interaction, it will reduce users' labor to learn how to use them; they do not need to learn how to use the peripheral input devices, such as a mouse holding or a keyboard typing, except knowing how the application operates on the device.

Among the former of object gesture detection in the field of video tracking, Mean-shift is a poplar method to segment image and video [11,12]. It is a vigorous approach toward feature space or color space for mapping inputs from a small subset data at a time [13]. The Mean-shift algorithm is a simple method that searching a similar color randomly around the pointed object color. The searching color is applying based on the RGB (Red, Green, and Blue) value. This algorithm is efficient method for processing the object tracing of the 2-dimensional images [14]. But there is still a weakness when it is used for the exposure change (contrast). The illumination change causes alteration of the RGB color value, and then influences to accuracy of the object tracing [15].

For a couple of years, the popularity of video tracking in video games increased significantly. Therefore this study was done to enrich the variation of the video game in the case of virtual boxing. The user is able to directly interact in the game environment, because he/she is marked as an acting object. The marked object is identified through video processing that capture by embedded or separated camera. This is the main favorable feature of the game when a player can control the object in the game virtually without any peripheral device or cables for connecting to a computer machine; so long the object is in under coverage area of the view camera. In this game, a player will be trained to do several kinds of punches: Jab, Hook, and Uppercut by the trainer which is inside the virtual boxing game. For the computer to able indentify the user's fist, the right and the left hand use the glove which hasa different color. Hopefully this study will foster the virtual boxing not only just a game but also basic knowledge to who is interested in boxing techniques in the future.

II. METHOD

A. About Boxing

Boxing is a combat sport invoking two people that fight each other using their fists in a competition. This sport is typically consisted of three basic techniques: stance, punches, and defence. For simply in development of virtual boxing, this study was focused on the punches technique to hit a target as an opponent. There are three basic punches in a boxing competition: Jab, Hook, and Uppercut (Fig. 1). If a boxer is right-handed, his left hand is the lead hand, and the right hand is the rear hand, and for left-handed is vice versa. The Jab is a straight punch down by a rear hand rotates 90 degrees with the lead hand from the hold position. Hook is a semi-circular punch thrown with the lead hand to the side of the opponent's head with the rear hand tucked firmly to protect to protect the chin. Uppercut is a punch with a rising punch thrown with the rear hand to lift the opponent's body [16].

B. Video Tracking for simple virtual boxing

The hand gestures are mainly used in virtual boxing game, where the kind of gestures in this limit study was punches technique. The computer comprehends with machine language, but not human language such gestures, therefore an interface protocol is needed to help interactions between them. For that purpose, a webcam sensor is able bridging their communication by recording the boxer's fist movements and its surroundings into the form of video format. The computer's task is to track a unique gesture which exhibited by a fist gesture, whether it was Jab, Hook, or Uppercut through analysing the video content. The detectable punch is interpreted as input by a computer machine to give the boxernotification responses [16]




Fig. 1 The classification of the punch type

c. Video Tracking Process

The interactive communication that used gesture as natural language can be accomplished through implementing the video tracking process. Implementing video tracking in development of virtual boxing has several steps including webcam configuration, color detection, threshold and Mean-shift algorithm as depicted in Fig. 2.

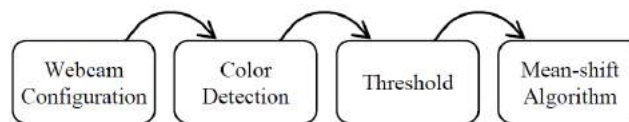


Fig. 2 Video tracking process

The first step is Webcam Configuration to detect the webcam device availability and to determine a display size of webcam's projection and frame value per second. In the case of virtual boxing, the windows size is considered to have a length (horizontal line) and a width (vertical line) 800 pixels and 600 pixels respectively. This size was compatible for all monitor in general. Several tests of frame rate were done to find the best performance, for example 24, 25 and 30 frame per seconds following the frame rate of film or TV.

The second step is color detection. The boxer is request to use hand gloves or anything that has a different color to distinguish the right or the left hand gestures. The hand glove color is marked by pointing it via mouse cursor to the pixel of glove color. So there are two pixels in the form of hexadecimal which consists of RGB value that will be detected as valid object gestures.

The third step is thresholding to regulate a number of grey image levels. The thresholding is the process to specify a value of tolerant color. Generally, it is done by changing the image quantization. In thresholding, the grey level value can be changed accordingly to remove unexpected pixel color. The background color can be omitted to easy process only a target color which has been defined as hand glove's color. The purpose of utilizing the tolerant color toward the defined glove's color is to observe the influence of its color toward its surroundings in the target punch area. The tolerant value is applying to put apart the glove's color and its background. For example if the value of tolerant color is 50, and the value of glove's color of Red, Green, Blue is 210, 50, 120 respectively, then the range glove's color of Red, Green, and Blue will be 160-260, 0-100, and 70-170, respectively. The color that those in specific ranges will be in process, others are disregarded. In this experimental study, the used density color for thresholding was 20, 30, 40, 45, 50, 55, 60, and 70. These color values are taking into account to obtain the appropriate tolerant color for punch gestures.

The last step of the process is Mean-shift method to specify a window around a dense region that are present in the feature

space. The Mean-shift algorithm based on ideas proposed by Fukunaga and Hostetler [17]. The dense region corresponds to local maxima or modes. Mean-shift considers feature space as density function of empirical probability. If there is a set of pixel color, the Mean-shift indicates them as sampling from the probability density function. It computes the mean of local estimated density and shifts the center of the window to the mean and repeat the algorithm until convergence.

The value of maximum window area is based on the value of a middle point where the clustered object is identified. Fig. 3 is an example of maximum window area with value 400 pixels, then window area will be traced from horizontal direction, left side to right side, and vertical direction upper side to bottom side. If the horizontal position of middle point is x , y then searching window area is traced along $x - 400$ to $x + 400$. Such in the case of vertical position is y then searching is performed for $y-400$ to $y+400$. For that, the window area with value 400 pixels will be 800 x 800 pixels area

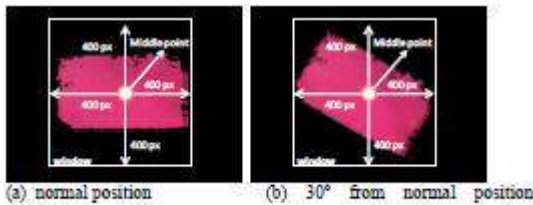


Fig. 3 The window area with tolerant value = 400 pixels

Deciding the middle point of window area is carried out by finding the length and width of detection area. The obtained length is summing the pixels from the left to the right side area, and also the width is summing the pixels from upper to bottom side area. The middle point is the crossing point between the length and the width. For each sequence pictures of a video, the middle point is searched by the Mean-shift algorithm.

III. RESULT

A. Webcam Configuration

The aspect ratio for webcam resolution used standard resolution, it was 800 x 600 pixels. This resolution was suitable enough for grasping the punch gestures. Several frame rates: 24, 25, and 30 frame/seconds were tested on webcam and found that 30 frame/seconds obtained more detail image and better in reading the fist gestures; However the image process and file storage became heavier.




Fig. 4 Comparison of the tolerant color value in the thresholding process

B. Thresholding

The suitable tolerant color (TC) for this simple virtual boxing was examined. The Fig. 4 shows several objects' color which has different tolerant color. Those can be observed for TC = 50 degree, the object appearance shows clearly than lower TC value (TC= 20, 30, 40, and 45 degree). If the degree of TC is increased (TC = 55, 60, and 70 degree), the other color is came out of the object (noise) even though the object appearance is clearly seen. Therefore the used TC for the thresholding was 50 degree.

C. Mean-shift Algorithm

The maximum of window area for object's color detection was operated by reading the window area after stroked as depicted in Fig. 5. This trial was performed by striking punches 30 times, as a result the maximum width and height of detected window area was 397 pixels and 258 pixels respectively (Fig. 6). For easier in computation, this maximum width was rounded became 400




Fig. 5 The window area before and after stroked




Fig. 6 Result of 30 punches for width and height of window area

D. The Punch Trials

The aim of this game was to detect the punch type (Jab, Hook, or Uppercut) where each punches consist of two hands represented by left glove and right glove (Fig. 7). For each trial, the successful strike was tested using Gaussian-Mean-shift. The expectation of local maxima is Gaussian, and when it is non-Gaussian, Mean-shift generalizes the local maxima. It means Mean-shift algorithm processes each point pixels become convergence in general [17].

The single user used gloves with different color between left and right hand to distinguish left or right strike. The glove's

color was identified by the computer automatically when glove color appeared on the screen. To classify the punch type, information of fist area before and after doing a strike was measured. The performing punch trial was limited toward punch type which provided in the virtual boxing game, which is left Jab, right Jab, left Hook, right Hook, left Uppercut, and right Uppercut. There are several parameters used to detect the glove area, which are height (ymax-ymin), width (xmax-xmin), and area of hand glove.

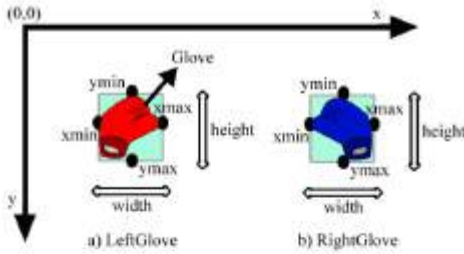


Fig. 7 The hand gloves and each window area around the gloves




Fig. 8 The defined boundaries for targeted punches area

There are six boundary areas to distinguish the punch type as depicted in Fig. 8. If a punch is done in the target punch area of (a), 600 x 600 pixel from initial coordinate (top left) x=0, and y=0; then it will be acquainted with a Left Jab. If a punch is begun in early detection area of (c) and ended in last detection area of (c), then it will be known as Left Hook. If it is happen to a punch which started in early detection area of (e) to the area of last detection of (e), it is recognized as left Uppercut, and so on. The target of the punch is mitts which hold by a boxing trainer.

In this game, the trainer will give several instructions to hit the mitt that is shown in Fig. 9.

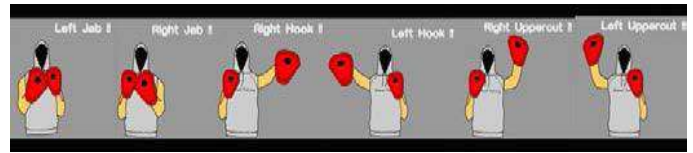


Fig. 9 Instructions by boxing trainer

A player has to follow the instructions and hit the target as much as possible during 60 second. The punch which succeed hits the target will get a succeed notification and adding a credit score game. To give a more interesting game, there are three level difficulties, where the player is given a time limit for hitting the a mitt target: 3 second, 2 second, and 1 second for easy, medium, or hard level, respectively. Table I The alteration domain used for each type of punches. x-ord and y-ord are the middle point change

Punch type	window area		x-ord		y-ord	
	start	end	start	end	start	end
Left Jab	31534 - 39850	126911 - 150909	292 - 334	423 - 501		
Right Jab	30167 - 34926	118796 - 143860	495 - 565	526 - 618		
Left Hook	46243 - 54233	45524 - 53862	108 - 148	702 - 757		
Right Hook	44076 - 52554	43882 - 51669	694 - 756	116 - 162		
Left Uppercut	40110 - 48089	43485 - 51993	167 - 249	245 - 313	353 - 443	61 - 87
Right Uppercut	45023 - 53601	44782 - 53571	607 - 707	584 - 706	342 - 432	60 - 79

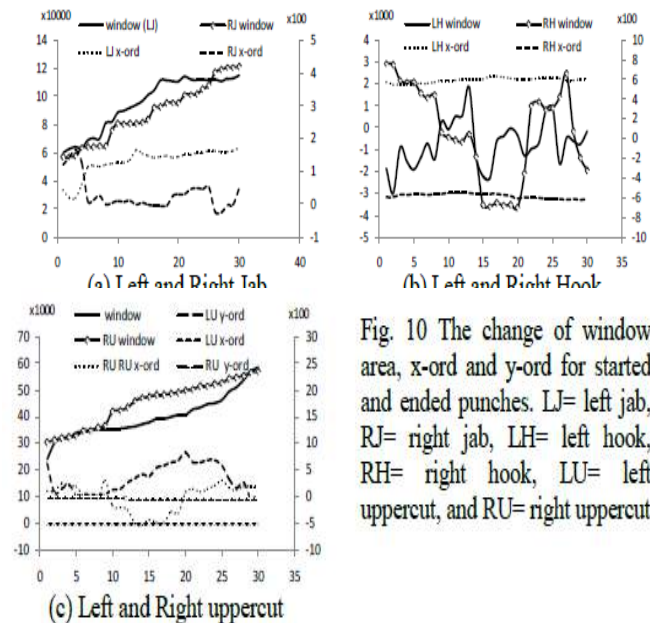


Fig. 10 The change of window area, x-ord and y-ord for started and ended punches. LJ= left jab, RJ= right jab, LH= left hook, RH= right hook, LU= left uppercut, and RU= right uppercut

Testing the window area and the movement of middle point of x-ordinate (horizontal direction) and y-ordinate (for Uppercut) are conducted in an experiment with 30 times punches. The boundary of all punches was followed the rules showed in Fig. 8. Table I shows results the alteration of window area and the middle point at initial position until accomplish of all punches. For example Left Jab punches have window area alteration 31.534 – 39.850 at starting point and 126.911-150.909 at ending point. The movement of middle point x-ord is 292-334 at initial point and 423-501 at ending point. The comparison of left and right punches for each punch types was almost similar, except the Hook punch, where the change of x-ord was reversed. The alteration of the window area of Jab at start to end point was significantly increasing from 60.000 to 120.000. It was happened with the Uppercut from 25.000 to 60.000. But not with the Hook, its movement change almost in horizontal direction. The alteration positions in middle point of Jab and Uppercut were fluctuated, but not with Hook, they appear remain the same. The movements of y-ord are not significantly different for all punches, and therefore this parameter was used only for the Uppercut punched.

IV. DISCUSSION

The implementation of simple virtual boxing using video tracking could be done well. The Mean-shift algorithm was useful to detect the gesture of the hand glove and successfully enough to provide natural inputs to this virtual boxing game. The speed response toward the game's instructions to strike the mitts has time-delay, it depends on the webcam and computer hardware specification. The boundary of punches using the hand glove color, the window areas, and the movement of middle points could be used to classify the punch type like Jab, Hook, and Uppercut.

REFERENCES

- [1] H. Kato, M. Billinghurst, *Marker Tracking and HMD Calibration for a video-based Augmented Reality Conferencing System*. In Proceedings of the 2nd ed., International Workshop on Augmented Reality (IWAR 99). October, San Francisco, USA. 1999.
- [2] S. Kang, J. K. Paik, A. Koschan, B. R. Abidi, and M. A. Abidi, *Sixth International Conference on Quality Control by Artificial Vision*. 2003, vol 5132, pp. 103-111.
- [3] V. Kettner and R. Zabih, *Bayesian multi-camera surveillance*. Journal Proc. IEEE Conf. on Computer Vision and Pattern Recognition, Fort Collins, CO, 1999.
- [4] M. Greiffenhagen, D. Comaniciu, H. Niemann, and V. Ramesh, Design, analysis and engineering of video monitoring systems. Proceedings of the IEEE, 2001, vol 89(10).
- [5] R. Collins, A. Lipton, H. Fujiyoshi, and T. Kanade, *Algorithms for cooperative multisensor surveillance*. IEEE. 2001, vol. 89(10), pp. 1456-1477.
- [6] R. Collins, A. Lipton, H. Fujiyoshi, and T. Kanade, *Algorithms for cooperative multisensor surveillance*. IEEE. 2001, vol. 89(10), pp. 1456-1477.

- [7] I. Ferrari, t. Tuytelaars, and I. V. Gool, *Real-time affine region tracking and coplanar grouping*. Proc. IEEE conf. On computer vision and pattern recognition, Kauai, Hawaii. 2001, vol. II.
- [8] C. Wren, A. Azarbayejani, T. Darrell, and A. Pentland, *Pfinder: Real-time tracking of the human body*. IEEE Trans. Pattern Anal. Machine Intell. 1998, vol. 19, pp. 780-785.
- [9] A. Purushothaman, K. R. Shankarkumar, R. Rangarajan, and A. Kandasawam. *Compressed Novel Way of Tracking Moving Objects in Image and Video Scenes*. European Journal of Scientific Research. 2011, Vol.64, No.3, pp. 353-360.
- [10] J. Alon, V. Athitsos, and S. Sclaroff, *Accurate and Efficient Gesture Spotting via Pruning and Subgesture Reasoning*. Boston U. Computer Science Tech. Report No. 2005-020. 2005.
- [11] K. Newlander, J. Goldstein dan J. Means, *Video Change Detection and Tracking*. Design, 2007.
- [12] S. Paris and F. Durand, *A Topological Approach to Hierarchical Segmentation using Mean-shift*. IEEE Conference on Computer Vision and Pattern Recognition, 2007.
- [13] D. Comaniciu and P. Meer, *Mean-shift: A robust approach toward feature space analysis*. IEEE Transactions on Pattern Analysis and Machine Intelligence. 2002.
- [14] D. Comaniciu, V. Ramesh, and dan P. Meer, *Kernel-Based Object Tracking*. Real-Time Vision and Modeling Department Siemens Corporate Research and Electrical and Computer engineering Department Rutgers University, 2003.
- [15] Y. Hayashi dan H. Fujiyoshi, *Mean-Shift-Based Color Tracking in Illuminance Change*. Proc. of ROBOCUP 2007 International Symposium, 2007.
- [16] R. Gordon, *Boxing Basics: The Techniques and Knowledge Needed to Excel in the Sport of Boxing*. 2008.
- [17] M. A. Carreira-Perpinan, *Gaussian mean-shift is an EM algorithm*, IEEE Trans Pattern Anal Mach Intell. 2007, 29(5), pp.767-76.

Hosted By :
Faculty of Engineering and Faculty of Computer Science
Universitas Bandar Lampung (UBL)

